

File Name: canon 3175 user manual.pdf

Size: 4128 KB

Type: PDF, ePub, eBook

Category: Book

Uploaded: 27 May 2019, 14:47 PM

Rating: 4.6/5 from 705 votes.

Status: AVAILABLE

Last checked: 2 Minutes ago!

In order to read or download canon 3175 user manual ebook, you need to create a FREE account.

[Download Now!](#)

eBook includes PDF, ePub and Kindle version

[Register a free 1 month Trial Account.](#)

[Download as many books as you like \(Personal use\)](#)

[Cancel the membership at any time if not satisfied.](#)

[Join Over 80000 Happy Readers](#)

Book Descriptions:


We have made it easy for you to find a PDF Ebooks without any digging. And by having access to our ebooks online or by storing it on your computer, you have convenient answers with canon 3175 user manual . To get started finding canon 3175 user manual , you are right to find our website which has a comprehensive collection of manuals listed.

Our library is the biggest of these that have literally hundreds of thousands of different products represented.



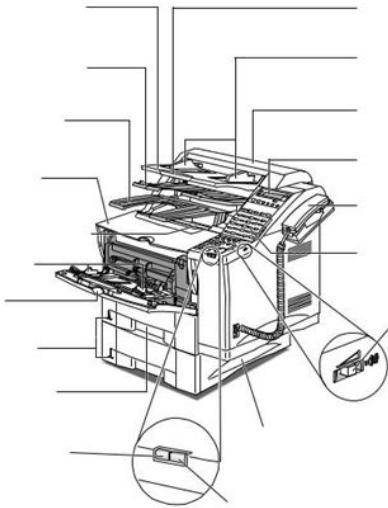
Book Descriptions:

canon 3175 user manual



Click the model name of your machine CLX3170FN, CLX3175FN, CLX3175FW This users guide provides information about basic understanding of the Canon continues its facsimile dominance with the LASER CLASS 3170 Series offering Super G3 Technology for unsurpassed versatility Operating System. Canons Laser Class 3170 Series Facsimile offer you the flexibility and productivity youre looking for in a multifunctional office fax solution. With the LASER 3170 Series. Fax Machine Wpps contract, Libsvm sample, Letter opening statement, Legal document binder, Federal odometer statement form. Reload to refresh your session. Reload to refresh your session. All rights reserved. No part of this publication may be reproduced, transmitted, transcribed, stored in a retrieval system, or translated into any language or computer language in any form or by any means, electronic, mechanical, magnetic, optical, chemical, manual, or otherwise, without the prior written permission of Canon, Inc. As an ENERGYSee Appendix A for the unit's dimensions and weight. B. Order Information 1. Only a single telephone line touchtone or rotary is to be used. 2. Order an RJ11C modular wall jack USOC code, which should be installed by the phone company. On the rear panel of this equipment is a label that contains, among other information, the FCC Registration Number and Ringer Equivalence Number REN for this equipment. If requested, this information must be given to the telephone company. This equipment may not be used on coin service provided by the telephone company. Connection to party lines is subject to state tariffs. The REN is used to determine the The telephone company also retains the right to make changes in facilities and services which may affect the operation of this equipment. When such changes are necessary, the telephone company is required to give adequate prior notice to the user. <http://apsara.ru/userfiles/dmc-lx100-manual.xml>

- canon 3175 user manual, canon laser class 3175 user manual.



Also, you will be advised of your right to file a complaint with the FCC if you believe it is necessary. This equipment has been tested and found to comply with the limits for a Class B digital device, pursuant to Part 15 of the FCC Rules. These limits are designed to provide reasonable protection against harmful interference in a residential installation. If such changes or modifications should be made, you could be required to stop operation of the equipment.

Preface vii LASER CLASS 3170 Series.

Note This equipment has been tested and found to comply with the limits for a Class B digital device, pursuant to Part 15 of the FCC Rules. These limits are designed to provide reasonable protection against harmful interference when equipment is operated in a commercial environment. This equipment generates, uses and can radiate radio frequency energy and, if not installed and used in accordance with the instructions, may cause harmful interference. See Appendix A Specifications for details about units weight and dimensions.

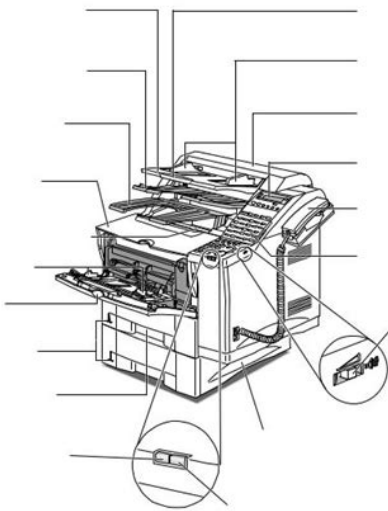
B. Order Information

1. Provide only a single line or touchtone or rotary telephone set terminated with a standard 4pin modular phone plug. Touch tone is recommended if available in your area.
2. Order an RJ11C modular wall jack

USOC code, which should be installed by the phone company. This certification means that the equipment meets certain telecommunications networks protective, operational and safety requirements. The Department does not guarantee the equipment will operate to the user's satisfaction. Before installing this equipment, users should ensure that it is permitted to be connected to the facilities of the local telecommunications company. The equipment must also be installed using an acceptable method.

This Class B digital apparatus meets all requirements of the Canadian Interference-Causing Equipment Regulations. Cet appareil numérique de la classe B respecte toutes les exigences du Règlement sur le matériel brouilleur du Canada.

<http://absigorta.com/E/dmc-lx2-user-manual.xml>

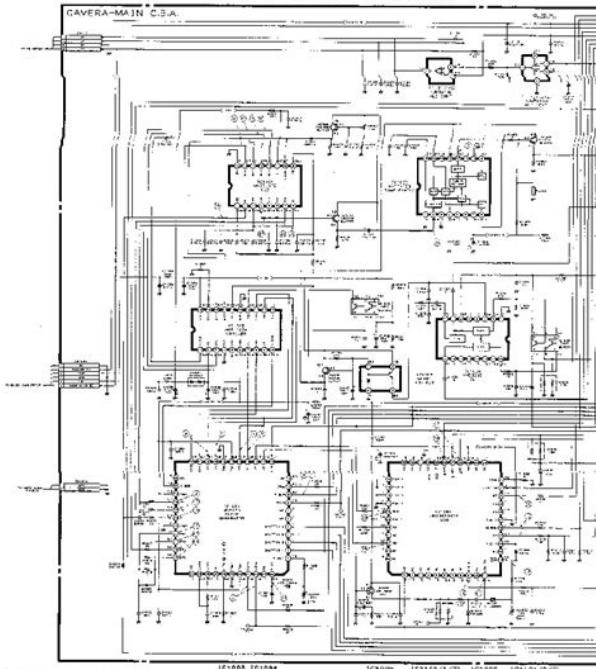


WARNING FOR THE ETHERNET BOARD EB52 FX IN STALLED This Class A digital apparatus meets all reAdjust only those controls that are covered by the operating instructions in the UseThis means that the fax does not produce hazardous radiation. Since radiation emitted inside the fax is completely confined within protective housings and external covers, the laser beam cannot escape from the machine during any phase of user o. Please do not offer the downloaded file for sell only use it for personal usage. Looking for other manual For this no need registration. May be help you to repair. You could suffer a fatal electrical shock. Instead, contact your nearest service center. Note! To open downloaded files you need acrobat reader or similar pdf reader program. In addition, Also some files are djvu so you need djvu viewer to open them. These free programs can be found on this page needed progs If you use opera you have to disable opera turbo function to download file. If you cannot download this file, try it with CHROME or FIREFOX browser. Translate this page Relevant PRINTER forum topics canon np6512 np6612 np7120 np7130 hanyzo alkatreszrol informacio keres Udv Sziasztok. Szeretnem meg tudni hogy nezett ki hajdanan a papir szenzor mellett Most ugy nez ki, mintha hanyozna belole valami vagy csak veletlenula szenzor panel FG63849. Koszonom a segitseget. Electric Scheme for Canon image runner 5000 Hi, I need an electrical scheme for the Canon image runner 5000. Nice regards. Canon PIXMA MG2555S ink waste reset Hellotok. A targybeli nyomtato 1700as hibát jelez, torolnom kellene a tinta hulladéklerakó számlálóját. Az interneten ehhez a tipushoz nem találtam semmit, a többi nyomtatóhoz ajánlott nyomogatasok sikertelenek. Tud ebben valaki segíteni. Elore is koszonom. Canon IP4200 színesen nem nyomtat Sziasztok! Az also hiba jelenség normal papir beallitasnal csak a felso reszet nyomtatja ki rendesen a többi lemarad. A mai napon már színesen egyáltalán nem nyomtat.

A nyomtató fejek kitisztítottam. Otleteket kernek. Hiba kód egyéb nincs!nem jelzi simán kinyomtatja az üres lapot. Ui a fekete most fogyott ki amíg nem javul meg nem cserélem ki. Similar manuals You can write in English language into the forum not only in Hungarian. Please check your inbox, and if you can't find it, check your spam folder to make sure it didnt end up there. Please also check your spam folder. Page Count 4 Download Fax Machine Users Manual of Canon L140 for free.Recent Questions.More FAXL380 User s Guide. About The Manuals For The. Machine canonlaserclass710fax. Some think of it as an owners manual, an instruction manual, an end user handbook, anCANON super g3 Canon Laser Class 2060P Manual Fax Guide. Canon Laser Class CANON. Canon Super G3 Fax Machine User Manual. File Type Extension pdf. PDF Version 1.4. Linearized No. Author Softplicity. Subject. Page Count 4. Page Mode UseOutlines. Description. Creator Softplicity. Title Canon Super G3 Fax Machine User Manual. Creator Tool Softplicity. Keywords. Producer Softplicity. This page requires Javascript. Modify your browsers settings to allow Javascript to execute. See your browsers documentation for specific instructions. To install

your download click on the name of the downloaded file. With a LASER CLASS 3170 Series Multifunction System, everyone in your workgroup has the power of a high volume Canon Laser Facsimile machine a 17ppm laser printer, 1200dpi resolution, Super G3 Technology, a 30scansperminute scanner, large document memory, and a 70sheet document feeder. Whats more, every machine has a convenient frontaccess design and a FX6 Cartridge included. The LASER CLASS 3175 and LASER CLASS 3170 are hardworking, standalone facsimile systems that let you choose how you want to increase productivity. If you need the productivity of two fax machines in one, simply add the Super G3 Dual Line Option which gives you twice the fax power send two faxes at once, or send and receive faxes simultaneously.

SCHEMATIC DIAGRAM CAMERA-MAIN C.B.A.

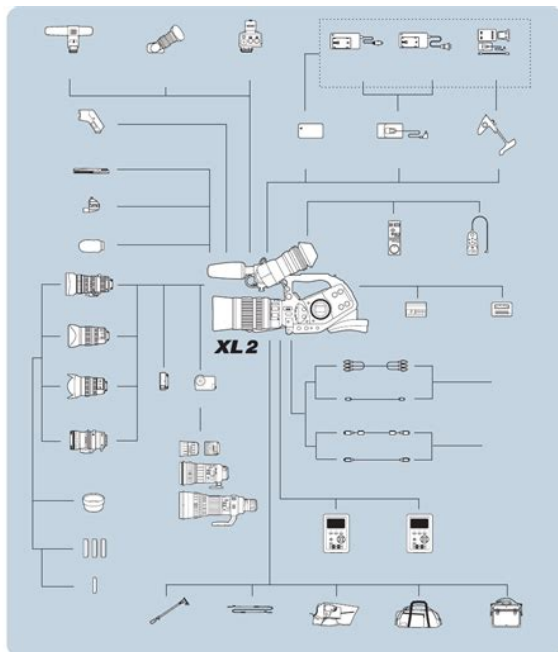


<https://www.becompta.be/emploi/4-speed-manual-transmission-ford-truck>

The LASER CLASS 3170 Series has the engine of a laser beam printer inside giving each machine true printing capability. The LASER CLASS 3170 and LASER CLASS 3175 can be upgraded to become a parallel printer. Canons exclusive toploading FX6 Cartridge and 12 hour battery backup are included with every machine, increasing machine value. All prints are enhanced by Automatic Image Refinement AIR Technology, resulting in superior image quality. Send or receive two faxes at once, or send and receive simultaneously. Both the primary and secondary fax lines operate at 33.6 Kbps. Quick Online Transmission further speeds faxing productivity by initiating the fax process and beginning document transmission as soon as the first original has been scanned. The multipurpose tray allows for various paper sizes and types. Explosion Hazard. Keep flammable materials and vapors, such as WARNING To reduce the risk of fire, electric shock, or injury to The following is a guide to starting your dryer. Please refer to See "Cleaning See "Loading." The preset settings and To use an Automatic Cycle. Point the dial to an Automatic Cycle. Select DRYNESS LEVEL to adjust how dry you want the Level. Do not dry anything that has ever had anything Failure to follow these instructions can result in NOTE Time is not adjustable for Automatic Cycles. Pressing Fire Hazard Press the END OF CYCLE SIGNAL button to set signal Press and hold HOLD TO START


button until dryer starts. No washer can completely remove oil. Do not dry anything that has ever had any type of items containing foam, rubber, or plastic must be. Failure to follow these instructions can result in. Once an Automatic cycle has started, the WRINKLE. And by having access to our ebooks online or by storing it on your computer, you have convenient answers with Canon 3170 Manual. To get started finding Canon 3170 Manual, you are right to find our website which has a comprehensive collection of manuals listed.

<https://eytam.com/images/brother-printers-hl-2140-manual.pdf>



Our library is the biggest of these that have literally hundreds of thousands of different products represented. I get my most wanted eBook. Many thanks. If there is a survey it only takes 5 minutes, try any survey which works for you. EOS M and EOS R Full Frame mirrorless ranges deliver the power of DSLR in the body of a compact camera. Alternatively, you may wish to purchase a professionally printed and bound copy of your products user manual from Robert Scott Publishing. Cheques are accepted from overseas if drawn on a UK bank and in sterling pounds currency. The original booklet is supplied when available. However, in cases where booklets are now out of print, a photocopy can be supplied. The aforementioned company is an independent contractor. Well, now you can! This is meant to be an easy way to access such content for fans, writers, and other interested parties. This is to be an ever-evolving list, so do feel free to add missing entries should you come across them. Though SCP231 does not actually appear in the article, its inclusion is quite significant for the section it referenced in. This is merely a courtesy to readers. A link to individual Tales in a series should be used in cases where the SCP is focused on in a single chapter. Place a space before the asterisk to accomplish this. Tales should be in triple brackets. If the url and the title of the page are different, the entry should have the url first, followed by a vertical bar, followed by the title. The page title and the page url are the same, so the link is good. This entry includes the url, followed by a vertical bar, followed by the page title. Another good link. I don't like it! Or maybe some Earl, or Jasmine We Are Legion. I can't believe it! Find out what you can do. EOS M and EOS R Full Frame mirrorless ranges deliver the power of DSLR in the body of a compact camera. Scan and copy with ease, using the intuitive 3.8cm LCD display.

<http://flexphysicaltherapy.com/images/brother-printers-hl-2070n-manual.pdf>



It is recommended to download this file if you prefer a hard copy printed manual. You may download and use the Content solely for your personal, noncommercial use and at your own risks. Canon shall not be held liable for any damages whatsoever in connection with the Content, including, without limitation, indirect, consequential, exemplary or incidental damages. You shall also not and shall not let others reproduce, modify, reformat or create derivative works from the Content, in whole or in part. EOS M and EOS R Full Frame mirrorless ranges deliver the power of DSLR in the body of a compact camera. We are doing everything possible to anticipate, prepare for and minimise any potential disruption. However, in order to provide suitable support to our customers where needed, we can now also accept goods in person subject to local government social distancing guidelines. There may be a delay in repair times and we do not yet know when we will be able to resume our normal service levels. We apologise for any inconvenience caused and thank you for your understanding and support, as we continue to review and address the situation. If you need assistance, calls and emails will continue to be handled as usual so please contact us. We will update you as the situation develops. Maybe an ink or toner cartridge. If you have already uploaded the file then the name may be misspelled or it is in a different folder. Either way, please contact your web host immediately. See the Section on 404 errors after clicking a link in WordPress. On platforms that enforce casesensitivity e xample and E xample are not the same locations. Right click on the X and choose Properties. The properties will tell you the path and file name that cannot be found. On platforms that enforce casesensitivity PNG and png are not the same locations. If you are using a custom structure, copy or save the custom structure somewhere. Put the custom structure back if you had one.

If this doesnt work, you may need to edit your.htaccess file directly. You may need to scroll to find it. Alternatively, you can click on the icon for the.htaccess file and then click on the Code Editor icon at the top of the page. Just click Edit to continue. The editor will open in a new window. The changes will be saved. If not, correct the error or revert back to the previous version until your site works again.

<http://brothersaluminium.com.np/wp-content/plugins/formcraft/file-upload/server/content/files/16270cab17c9e6---bound-lotus-manual-mahan-kirn-kaur.pdf>

<https://ayurvedia.ch/4-speed-manual-transmission-ford-truck>